

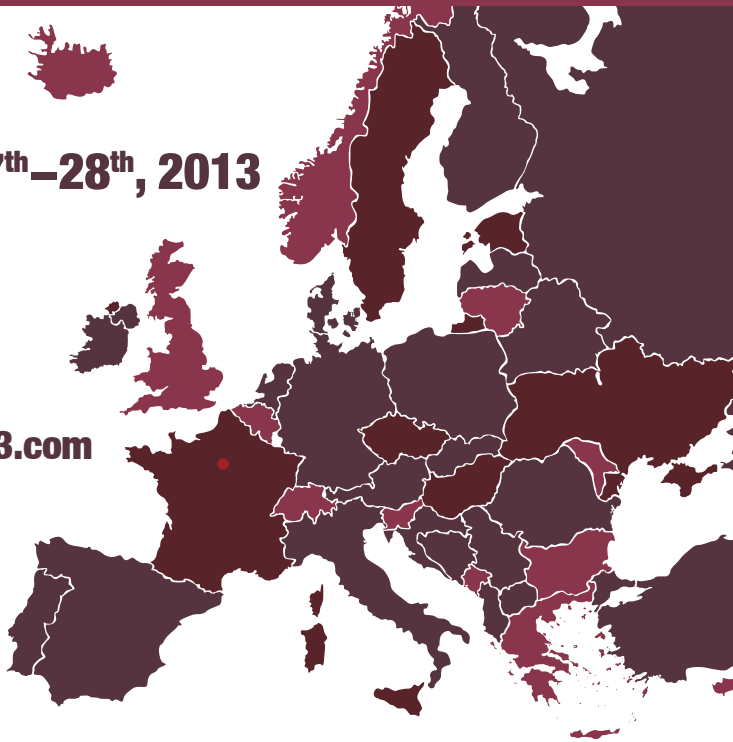
# The Experts “Live” Workshop 2013

**September, 27<sup>th</sup>–28<sup>th</sup>, 2013**

**Paris, France**

**Hotel Pullman Paris –  
Montparnasse**

**[www.eurocto2013.com](http://www.eurocto2013.com)**



## Final Program

Endorsed by:

---



European Association of  
Percutaneous Cardiovascular  
Interventions (EAPCI)





**Xience**  
Everolimus Eluting  
Coronary Stent System

**New**  
**48 mm length**  
Size up your options



From top to bottom, a XIENCE Xpedition 3.0 x 48 mm, 3.0 x 38 mm and 3.0 x 33 mm are depicted.

**Abbott Vascular International BVBA, Park Lane, Culliganlaan 2B, B-1831 Diegem, Belgium. Tel: 32.2.714.14.11 Fax: 32.2.714.14.12**

Products intended for use by or under the direction of a physician. Prior to use, it is important to read the package insert thoroughly for instructions for use, warnings and potential complications associated with use of this device. Information contained herein is for international delegates from Europe, Middle East and Africa only, and not intended for physicians from France. Please check the regulatory status of the device before distribution in areas where CE marking is not the regulation in force. Photo(s) on file at Abbott Vascular. All drawings are artist's representations only and should not be considered as engineering drawings or photographs.

XIENCE is a trademark of the Abbott Group of Companies.

For more information, visit our website at [www.abbottvascular.com](http://www.abbottvascular.com)  
© 2013 Abbott. All rights reserved. 1-EH-2-3646-01 07/2013



## INDEX

<b>Program:</b> Friday, September, 27 <sup>th</sup> 2013	07
<b>Program:</b> Saturday, September, 28 <sup>th</sup> 2013	11
<b>Euro CTO Club</b>	15
<b>General Information</b>	23
<b>Sponsors</b>	24



#### Course Directors



Thierry Lefèvre  
Hôpital Privé Jacques Cartier  
Massy, France



Yves Louvard  
Institut Hospitalier  
Jacques Cartier  
Massy, France

Dear colleagues,  
Dear friends,

As things stand today, angioplasty of chronic total occlusion remains an infrequently implemented treatment strategy. Isolated chronic total occlusions are generally treated medically, whereas CTOs diagnosed in the setting of multiple vessel disease constitute a definite indication for surgical treatment. However, it is crucial to bear in mind that these stable lesions may be responsible for angina, dyspnea or silent myocardial ischemia, deterioration of left ventricular function and increased risk of arrhythmia. Last but not least, they may also account for a significantly higher mortality rate in patients with STEMI.

Several well-known pioneers have been working on the development of efficient CTO treatment techniques for a long time and their data show a reduction in mid-term mortality in patients with patent arteries compared with persistent occlusions. The European CTO club was founded in 2006 and is the sponsor of the largest (1,200 patients) of the three ongoing randomized trials comparing PCI with medical treatment in patients with CTO.

This club of experts is currently preparing its 5th Experts' Live Workshop, which will take place in Paris in September 2013. This course has been designed for interventional cardiologists who are seeking to include CTO angioplasty in their therapeutic arsenal or to broaden their activity in this setting. This educational session will provide them with practical information on basic or complex CTO techniques and specific devices manufactured by the industry in addition to recommendations regarding cath-lab equipment and logistics. They will also be given recommenda-

#### ECC-President



Gerald S. Werner  
Medizinische Klinik  
Klinikum Darmstadt  
Darmstadt, Germany

tions on how to enhance the learning process, optimize radiological safety for both patients and operators and improve the management and prevention of potential complications.

As far as specialists are concerned, whether they belong to the CTO club or not, they will resume their debate on the best available strategic options by taking an active part in 'live in a box', lectures and controversy sessions chaired by the most eminent international experts.

We look forward to sharing a congenial, fruitful and scientifically uplifting educational session with you.

Welcome to Paris!

Thierry Lefevre and Yves Louvard



Terumo, your *solution provider*

Terumo offers a comprehensive treatment solution for Chronic Total Occlusion:

- Heartrail® II - Large inner lumen PTCA guiding catheter
- Runthrough® NS - Impressive distal control PTCA Guide wire family
- Finecross® - Micro-Guide catheter designed for greater crossing success
- Tazuna® - Ultra low entry profile PTCA dilatation catheter ever made

From access to success... whenever you need them!

IS405GB0413MDI



## Scientific Program

Friday, September, 27<sup>th</sup>, 2013

8:00–10:20 **Session 1**

### **Basic and News**

Chairmen: Nicolaus Reifart, Germany; Omer Goktekin, Turkey;  
Osamuh Katoh, Japan

08:00 **Welcome**

Yves Louvard, Massy, France

08:05 **CTO definitions / ECC consensus**

George Sianos, Thessaloniki, Greece

08:25 **What is a good CTO angiogram?**

Alexander Bufe, Wuppertal, Germany

08:40 **What is new in literature since the last meeting?**

Imad Sheiban, Turin, Italy

### **Simple antegrade cases**

Discussants: Victoria Martin, Spain; Alexander Bufe, Germany;  
Simon Elhadad, France; Tefvik Gürmen, Turkey

09:00 **Case 1: A simple RCA CTO: basic techniques**

Yves Louvard, Massy, France

09:25 **Case 2: Intrastent CTO: IVUS guided antegrade approach**

Gerald Werner, Darmstadt, Germany

### **Catch-up session**

09:50 **Guiding catheters: shapes, length, side holes, approach**

Evald Høj Christiansen, Aarhus, Denmark

10:05 **Guide wires and microcatheters: when and how to use them**

Nicolas Boudou, Toulouse, France

10:20–10:50 Coffee break and exhibition



10:50–12:55 **Session 2**

**Why and when treating CTO?**

Chairmen: Javier Escaned, Spain; Etsuo Tsuchikane, Japan;  
Emmanouil Brilakis, USA

10:50 **Mortality reduction? Yes? When?**

David Hildick-Smith, Brighton, UK

11:05 **CTO and acute coronary syndromes**

J. P. Simao Henriques, Amsterdam, Netherlands

11:20 **Secondary revascularisation with CTO-PCI late post CABG**

Heinz Joachim Büttner, Bad Krozingen, Germany

**Complex antegrade cases**

Discussants: Omer Goktekin, Turkey; Bernward Lauer, Germany;  
Aigars Lismanis, Latvia; Didier Tchetché, France

11:35 **Case 3: LAD CTO in bifurcation: IVUS guided penetration**

Roberto Garbo, Turin, Italy

12:00 **Case 4: Instant RCA CTO: radial approach and support**

Thierry Lefevre, Massy, France

**Catch-up session**

12:25 **Star, mini-Star, angio guided Star ...**

Mauro Carlino, Milan, Italy

12:40 **Antegrade dissection re-entry with the Bridgepoint System: why, where & how**

James Spratt, Edinburgh, UK

12:55–14:00 Lunch and exhibition

14:00–16:15 **Session 3**

**Alternative techniques and practicals for antegrade approach**

Chairmen: Thierry Lefevre, France; David Hildick-Smith, UK;  
Stephane Rinfret, Canada  
Discussants: Heinz Joachim Büttner, Germany; Michael Pieper, Switzerland;  
Gennaro Sardella, Italy

14:00 **Case 5: StingRay for a RCA CTO**

Simon Walsh, Belfast, Ireland

14:30 **Case 6: One radial and one snare for a LCx CTO**

George Sianos, Thessaloniki, Greece

15:00 **CTO PCI for the antegrade-only operator**

Antonio Serra, Barcelona, Spain

15:15 **How to size the stents? Difficulties? Role of imaging**  
Carlo Di Mario, London, UK

15:30 **Specific technical aspects of instant CTO**

Javier Escaned, Madrid, Spain

**Catch-up session**

15:45 **How to improve guiding catheter support?**

Stephane Rinfret, Quebec, Canada

16:00 **How to optimize retrograde collateral crossing**

Osamuh Kato, Nagoya, Japan

16:15–16:45 Coffee break and exhibition

16:45–18:10 **Session 4**

**Short Stories 1**

Chairmen: George Sianos, Greece; Antonio Serra, Spain;  
Craig Thompson, USA

16:45 **Impact of residual RCA CTO after LM stenting**

Alaide Chieffo, Milan, Italy

16:55 **Innovative solutions for patients with severe renal failure**

Thierry Lefevre, Massy, France

17:05 **What can we learn from a french Crossboss / Stingray experience**

Alexandre Avran, Marseille, France

17:15 **A place for Laser in CTO PCI ?**

Peter O'Kane, Bournemouth, UK

17:25 **Coregistration of MSCT in the cathlab for CTO PCI**

Gerald Werner, Darmstadt, Germany

**Technical pearls**

17:35 **Hydraulic retro CART**

Nicolas Boudou, Toulouse, France

17:45 **Guideliner place for CTO PCI**

Karl Isaz, Saint Etienne, France

17:55 **Rotational atherectomy in the dark**

Gennaro Sardella, Rome, Italy

18:05 **How to deal with extreme tortuosity of both groins**

Nicolaus Reifart, Bad Soden, Germany

18:15 End of day 1



## Scientific Program

Saturday, September, 28<sup>th</sup>, 2013

8:00–10:15 **Session 5**

### CTO PCI strategies

Chairmen: Gerald Werner, Darmstadt, Germany; Masahisa Yamane, Japan;  
James Spratt, UK

#### Controversy

08:00 **Japanese strategy for CTO PCI success**  
Masahiko Ochiai, Tokyo, Japan

08:10 **Illustrated US algorithm for CTO PCI success**  
Craig Thompson, Yale, USA

08:20 **Discussion**

08:25 **An attempt of ECC consensus on CTO PCI strategy**  
Nicolaus Reifart Bad Soden, Germany

08:35 **Discussion**

#### Simple retrograde cases

Discussants: Hans Bonnier, Belgium; Valeri Gelev, Bulgaria; Karl Isaaz, France;  
Daniel Weilenmann, Switzerland

08:40 **Case 7: Simple retrograde RCA CTO**  
Yves Louvard, Massy, France

09:10 **Case 8: Rotablator for retrograde RCA approach**  
James Spratt, Edinburgh, UK

#### Catch-up session

09:40 **CART, retro CART, stent assisted retro CART ...**  
Masahisa Yamane, Sayama City, Japan

09:55 **IVUS and CTO: guided penetration, reentry...**  
Satoru Sumitsuji, Osaka, Japan

10:10–10:40 Coffee break and exhibition





10:40–13:05 **Session 6**

**Complex retrograde cases**

Chairmen: Carlo Di Mario, UK; Anthony Gershlick, UK;  
Masahiko Ochiai, Japan  
Discussants: Roberto Garbo, Italy; Artis Kalnins, Latvia;  
Markus Meyer-Gessner, Germany; Leszek Bryniarski, Poland

10:40 **Case 9: Complex retrograde approach**

Andrea Gagnor, Torino, Italy

11:15 **Case 10: Retrograde epicardial for a RCA CTO**

Alfredo Galassi, Catania, Italy

**Complications**

11:50 **First complication**

Dimitri Karpaliotis, Atlanta, USA

12:05 **Atrial hematoma after retrograde**

Carlo Di Mario, London, UK

12:20 **Coil embolization**

Roberto Garbo, Turin, Italy

**Catch-up session**

12:35 **Treatment of coronary perforations: material and techniques**

Javier Escaned, Madrid, Spain

12:50 **X-Ray exposure: the difference between care and no-care**

Carlo Maccia, Bourg la Reine, France

13:05–14:05 Lunch and exhibition

14:05–16:30 **Session 7**

**Short stories 2**

Chairmen: Alfredo Galassi, Italy; Dimitri Karpaliotis, USA;  
Andrejs Erglis, Latvia

14:05 **Novel snare and pick up technique**

Satoru Sumitsuji, Osaka, Japan

14:15 **Retrograde approach Euro CTO registry**

Alfredo Galassi, Catania, Italy

14:25 **Is dissection reentry technique a predictor of CTO reocclusion?**

Emmanouil Brilakis, Dallas, USA

14:35 **J-Proctor long-term outcome after intimal vs. subintimal DES**

Etsuo Tsuchikane, Toyohashi, Japan

14:45 Discussion

**Unusual cases**

Discussants: Nicolas Boudou, France; Evald Hoj Christiansen, Denmark;  
Andrea Gagnor, Italy; Jaroslaw Wojcik, Poland

14:50 **Case 11: One epicardial retrograde for two CTOs**

Satoru Sumitsuji, Osaka, Japan

15:25 **Case 12: Diagonal to Marginal retrograde approach for LCx CTO**

Gerald Werner, Darmstadt, Germany

**Future of CTO PCI: learning, teaching, innovating**

16:00 **How can I become a better CTO operator**

Gerald Werner, Darmstadt, Germany

16:15 **Operator experience and success rate of CTO PCI: lessons**

Yves Louvard, Massy, France

16:30 **Conclusion**

Gerald Werner, Darmstadt, Germany

17:00 **Euro CTO Club General Assembly**



PRECISION GUIDED THERAPY

## INNOVATION DESIGNED FOR HIGHLY STENOSED LESIONS

### SUPPORT

**Valet®**  
Microcatheter

- ▶ Proprietary manufacturing processes help take wire crossing support to the next level
- ▶ VeriTorque™ technology and a shapeable tip provide precise guidewire control in challenging anatomy

### GUIDANCE

**Eagle Eye® Platinum ST**  
Digital IVUS Catheter

- ▶ 2.5 mm tip-to-transducer distance, the shortest available
- ▶ Assess more of the vessel and branch without advancing as far
- ▶ Fast, plug-and-play imaging with all of the advantages of our top selling Eagle Eye® Platinum Catheter

Find out more at [www.volcanocorp.com](http://www.volcanocorp.com)

Volcano and the Volcano logo are registered trademarks of Volcano Corporation. ©2013 Volcano Corporation. All rights reserved.



**BIOMATRIX**  
DRUG ELUTING CORONARY  
STENT SYSTEM

**neoflex**™

**Raising the standard in deliverability**

CE Mark approved

  
**BIOSENSORS**  
INTERNATIONAL™



BioMatrix NeoFlex™ n'est pas commercialisé en France. Les informations relatives à ce produit ne sont pas destinées aux professionnels de santé exerçant en France.

BioMatrix NeoFlex, BA9 and Biolimus A9 are trademarks or registered trademarks of Biosensors International Group, Ltd.

Not available for sale in the United States and certain other countries.

© 2013 Biosensors International Group, Ltd. All rights reserved.

[www.biosensors.com](http://www.biosensors.com)

## The Experts „Live“ Workshop 2013



### EURO CTO CLUB

#### PRESIDENT

**Gerald S. Werner**

Medizinische Klinik  
Klinikum Darmstadt  
Darmstadt, Germany

#### PRESIDENT ELECT

**Alfredo R. Galassi**

Cannizzaro Hospital  
University of Catania  
Catania, Italy

#### PAST-PRESIDENT

**Nicolaus Reifart**

Main Taunus Kliniken  
Bad Soden, Germany

#### BOARD

**George Sianos**

AHEPA University Hospital  
Thessaloniki, Greece

#### BOARD

**Javier Escaned**

San Carlo Hospital  
Madrid, Spain

#### BOARD

**Carlo Di Mario**

National Heart and Lung Institute  
Imperial College London  
London, UK

#### TREASURER

**Hans Bonnier**

University Hospital Brussels  
Brussels, Belgium

#### COURSE DIRECTORS 2013

**Yves Louvard**

Institut Hospitalier Jacques Cartier  
Massy, France

**Thierry Lefevre**

Institut Hospitalier Jacques Cartier  
Massy, France



#### CLUB MEMBERS

Alexandre Avran, France  
Hans Bonnier, Belgium  
Nicolas Boudou, France  
Alexander Bufe, Germany  
Heinz Joachim Büttner, Germany  
Mauro Carlino, Italy  
Leszek Bryniarski, Poland  
Carlo Di Mario, UK  
Simon El Hadad, France  
Javier Escaned, Spain  
Andrejs Erglis, Latvia  
Dariusz Dudek, Poland  
Alfredo R. Galassi, Italy  
Andrea Gagnor, Italy  
Roberto Garbo, Italy  
Anthony Gershlick, UK  
Omer Goktekin, Turkey  
Tevfik Gürmen, Turkey  
Jan Harnek, Sweden  
Guy Heyndrickx, Belgium  
David Hildick-Smith, UK  
Evald Høj Christiansen, Denmark

#### ASSOCIATED MEMBERS

Emanuele Barbato, Belgium  
Bernard Chevalier, France  
Mauro De Benedictis, Italy  
Javier Goicolea, Spain  
Karl-Eugen Hauptmann, Germany

#### HONORARY MEMBERS

Antonio Colombo, Italy  
Jean Fajadet, France

The Euro CTO Club cordially thanks the invited speakers for supporting the Workshop with their knowledge and expertise:

Brilakis, Emmanouil, USA  
Chieffo, Alaide, Italy  
Henriques, José P.S., Netherlands  
Karpaliotis, Dimitrios, USA  
Maccia, Carlo, France  
Ochiai, Masahiko, Japan

Karl Isaaz, France  
Artis Kalnins, Latvia  
Jacques Koolen, Netherlands  
Bernward Lauer, Germany  
Thierry Lefevre, France  
Aigars Lismanis, Latvia  
Valeria Ljubenov Gelev, Bulgaria  
Yves Louvard, France  
Victoria Martin, Spain  
Markus Meyer-Geßner, Germany  
Göran Olivecrona, Sweden  
Michael Pieper, Switzerland  
Nicolaus Reifart, Germany  
Gennaro Sardella, Italy  
Antonio Serra, Spain  
George Sianos, Greece  
Horst Sievert, Germany  
James C. Spratt, UK  
Didier Tchetché, France  
Leif Thuesen, Denmark  
Daniel Weilenmann, Switzerland  
Gerald S. Werner, Germany  
Jarosław Wójcik, Poland

Dobri Hazarbasanov, Bulgaria  
Bernhard Reimers, Italy  
Joachim Schofer, Germany  
Ralph Schulze, Germany  
Imhad Sheiban, Italy  
Julian Strange, UK

O'Kane, Peter, UK  
Rinfret, Stephane, Canada  
Sumitsuji, Satoru, Japan  
Thompson, Craig, USA  
Tsuchikane, Etsuo, Japan  
Yamane, Masahisa, Japan

**SIEMENS**

AGIA-9055-A2-EuroPCR  
Image courtesy of AZ Maria Middelares, Ghent, Belgium

[www.siemens.com/artis-q-family](http://www.siemens.com/artis-q-family)

## See this while you are placing your device

Real-time. With CLEARstent Live

The Artis Q and Artis Q.zen, our new product lines for interventional imaging, are visionary breakthroughs in X-ray generation and detection taking performance, precision, and sensitivity to the next level.

Both systems offer unparalleled performance with a new X-ray tube entirely developed around the unique flat emitter technology. What's more, with the Artis Q.zen we introduce the crystalline silicon detector, a groundbreaking new detector technology that results in enhanced sensitivity at ultra-low-dose levels.

In the fight against the most threatening diseases like coronary artery disease, the Artis Q and Artis Q.zen come with innovative applications to support precise guidance during interventional procedures.

With CLEARstent Live for example, stents are imaged in real-time during therapy, with motion stabilization created by simultaneous correction for the heartbeat.

Artis Q and Artis Q.zen – experience the future of interventional imaging.

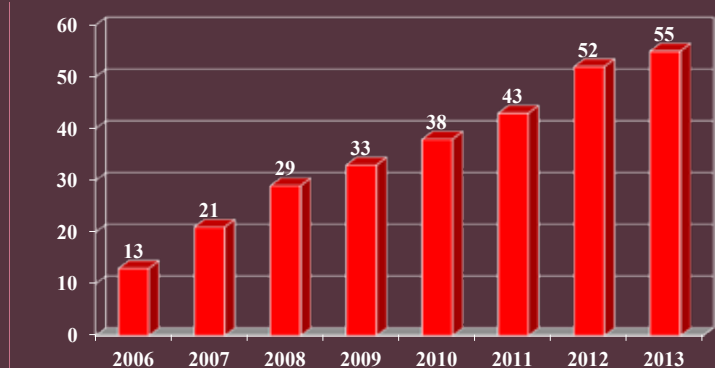


Answers for life.



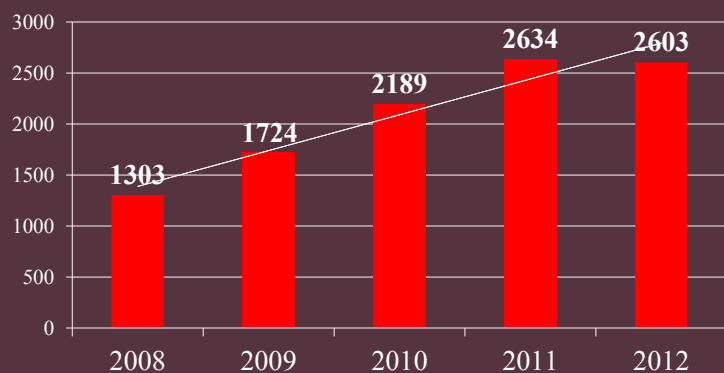
## EURO CTO CLUB – STATISTICS

### Euro CTO Club membership



Requirements: experience of 300 CTO and 50 / year

### Online Registry 2008-2012

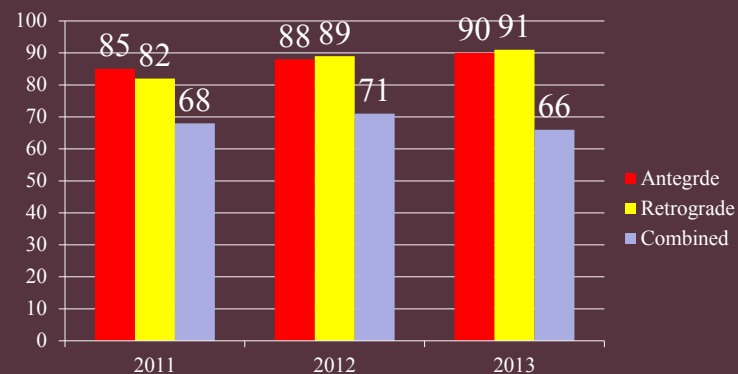


## EURO CTO CLUB – STATISTICS

### Retrograde Approach/all CTO (all operators – 50% at < 10%)



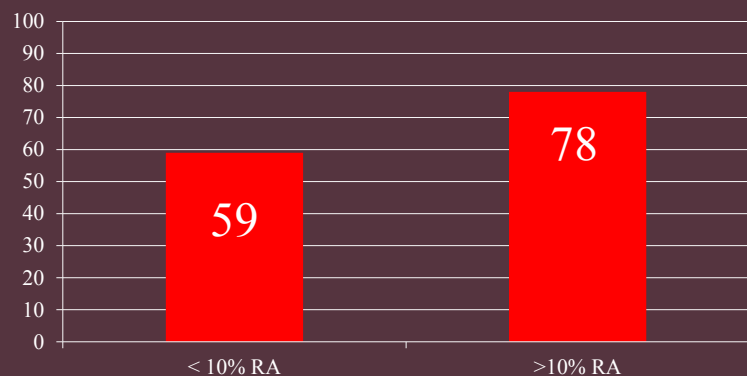
### Success Antegrade vs Retrograde





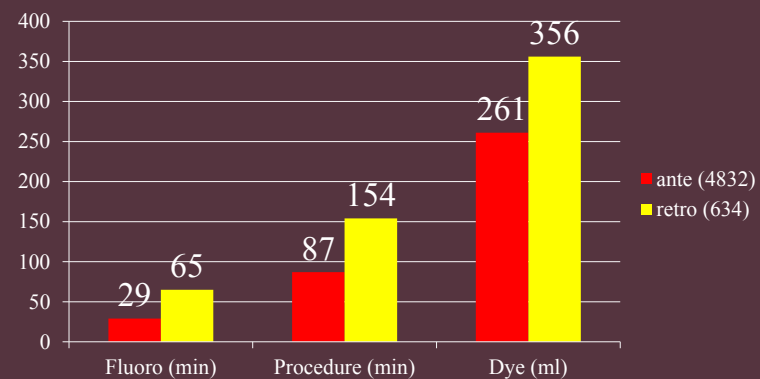
## EURO CTO CLUB – STATISTICS

### Success Retrograde related to experience (all cases)



## EURO CTO CLUB – STATISTICS

### Ante - versus Retrograde 2011 - 13



# Empowering critical thinking

Innova IGS 520



## Can imaging technologies change the way you perform your CTO procedures?

CTO procedures can be time-consuming and resource-intensive. Estimating the occlusion length and path, visualizing the entry and trajectory of the coronary with the added challenge of side branch overlay, and assessing plaque constituents and the location of the calcification all require high contrast use and dose for the patient. That's especially true when imaging requires visualization in one angle over extended periods. But what if imaging technologies could help you better identify and visualize the occlusion? What if they could help you find the optimal view quickly and prevent high radiation exposure during the procedure? Discover how smart imaging empowers you with the tools to treat your patients with greater clarity.



GE imagination at work



## General Information

5th Experts "Live" Workshop 2013  
September, 27<sup>th</sup>-28<sup>th</sup>, 2013  
Paris, France

### Venue

Hotel Pullman Paris-Montparnasse  
19 Rue Commandant René Mouchotte | 75014 Paris | France

### Language

The official language of the congress is English. No simultaneous translation is available.

### Certificate of Attendance

The Certificate of Attendance will be available on-site at the conference desk.  
The meeting is accredited by the European Board of Accreditation in Cardiology (EBAC).

### Registration

750,00 € incl. VAT  
350,00 € incl. VAT discounted rate for fellows\*

The Registration for the Conference includes:

- Receipt of the badge of the conference bag
- Attendance of the conference proceedings
- Catering during the conference
- Receipt of the participation certificate

\* Letter from supervisor needed at the time of registration

Online registration: [www.eurocto2013.com](http://www.eurocto2013.com)

### Scientific Organisation



Thierry Lefèvre, France  
Yves Louvard, France  
Gerald S. Werner, Germany

### Congress Organisation



wikonect GmbH  
Hagenauer Strasse 53 | 65203 Wiesbaden, Germany  
Tel.: +49 (0) 611 204 809 0 | Fax: +49 (0) 611 204 809 10  
eMail: [info@wikonect.de](mailto:info@wikonect.de) | [www.wikonect.de](http://www.wikonect.de)



We thank the following companies for their support!

## Platinum Sponsor

---



## Gold Sponsor

---



## Silver Sponsor

---



## Sponsor

---

ACIST Medical Systems  
Acrostak AG  
Medtronic

## Imprint

### EURO CTO CLUB

#### Course Directors

Thierry Lefevre and Yves Louvard,  
Massy, France

#### Scientific Board

Gerald S. Werner  
Darmstadt, Germany

Nicolaus Reifart  
Bad Soden, Germany

Alfredo R. Galassi  
Catania, Italy

Hans Bonnier  
Brussels, Belgium

George Sianos  
Thessaloniki, Greece

Javier Escaned  
Madrid, Spain

### CONGRESS AGENCY / ORGANIZER

#### wikonect GmbH

Hagenauer Str. 53  
65203 Wiesbaden, Germany



**CORACTO™**  
RAPAMYCIN-ELUTING CORONARY  
STENT DELIVERY SYSTEM

## 0% STENT THROMBOSIS AT 2 YEARS IN THE MOST COMPLEX CTO LESIONS\*

The Multicenter, Prospective, Randomized CORACTO Trial

- Lowest Crossing Profile 0.039"
- Only 4 µm of 100% Bioabsorbable Polymer
- 100% of the Sirolimus Released in 10–12 weeks
- Clinically Proven Performance



\*N Reifart *et al*, EuroIntervention 6 [2010] 356–360



[www.alvimedica.com](http://www.alvimedica.com)

**ALVIMEDICA**  
MEDICAL TECHNOLOGIES

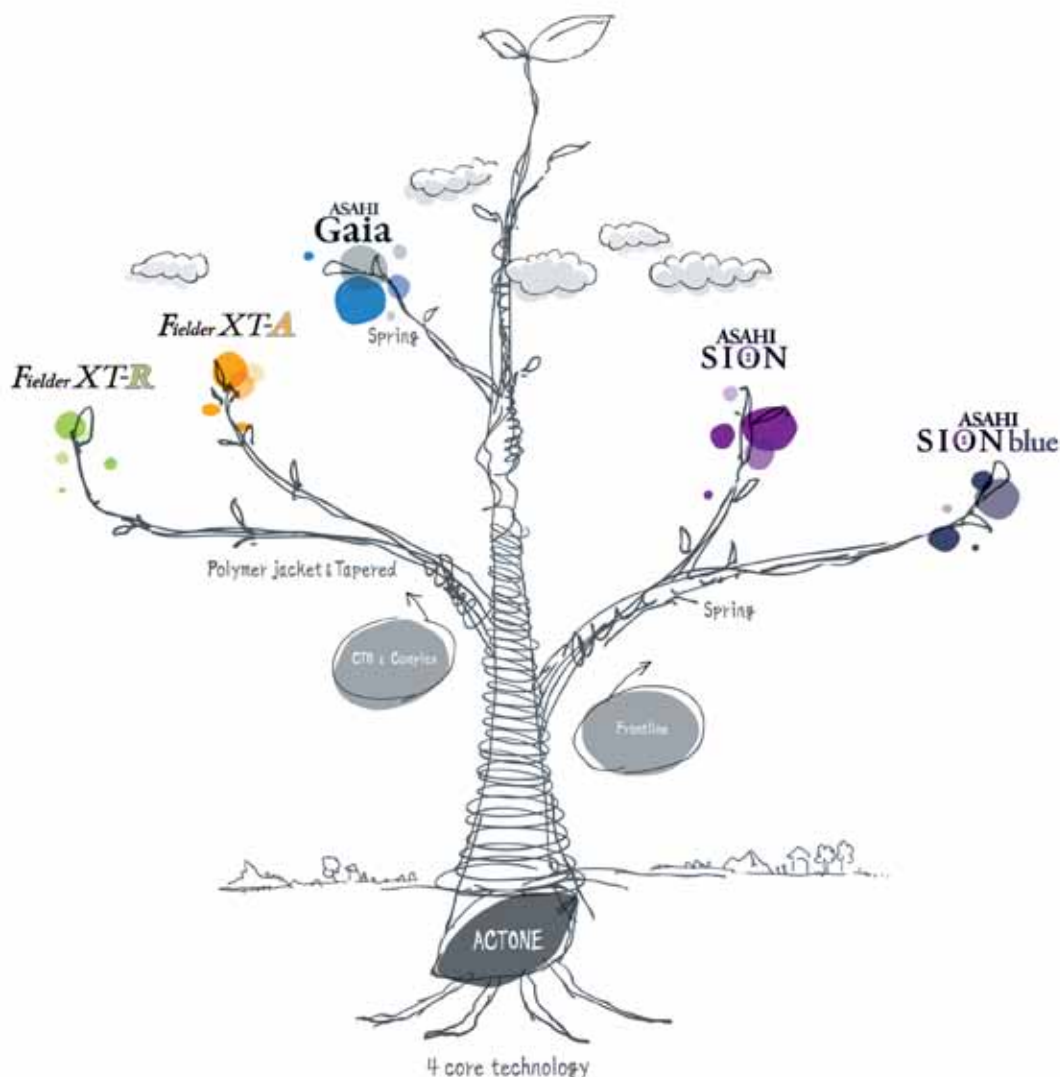


ASAHI's unique guide wire technology with Composite Core

# SION TECC



Leading to the NEXT



 **ASAHI INTECC**